

Bay County



Market Swine Project Record Book 9 - 11 Years Old

Name: _____

4-H Club: _____

Leader: _____

Age (as of January): _____ Number of Years Showing Swine: _____

Record Started: _____ Record Closed: _____
Month/Day/Year Month/Day/Year

Michigan State University Extension programs and materials are open to all without regard to race, color, national origin, gender, religion, age, disability, political beliefs, sexual orientation, marital status, family or veteran status.

**MICHIGAN STATE
UNIVERSITY
EXTENSION**



The 4-H Pledge

I pledge...

My HEAD to clearer thinking,
My HEART to greater loyalty,
My HANDS to larger service, and
My HEALTH to better living,
For my club, my community, my coun-
try, and my world.

The 4-H Motto

“To make the best better.”



About My 4-H Club

My 4-H Club Information

Club Name _____

Club Leader(s)

Club Officers

President _____

Vice President _____

Secretary _____


Treasurer _____

Historian _____

Other _____



Why Keep Records?



Keeping records on your project can be interesting and fun - not dull or boring. Good Records will:

- Help you learn about animals, their rate of growth, the feed they require, the cost of the feed and their habits.
- Help you plan future projects.
- Let you know if you made or lost money - and how much.
- Improve your management practices.
- Give you a record of your project activities.

Keep this record as part of your Personal 4-H Records. This information is helpful for you to plan future year's market projects, as well as if you ever apply for 4-H awards or a 4-H scholarship.

Remember - Records are no better than what YOU put into them!

Leaders Comments:

Leader's Signature: _____

Objectives:


To let 4-H Members:

- Experience the obligation and responsibility required in a livestock enterprise.
- Experience and cope with the "values" and "attitudes" of responsibility, in a relatively unsupervised environment. Supervision will be on a periodic basis.
- Contribute to the family table with meat, or to experience the marketing process and system, throughout sale of the product.
- Experience competition through showing the animal at local area organization sponsored shows, the fair, and state wide shows.

Bay County 4-H Swine Program

Member's Achievement Summary

20_____



Your Name: _____

Date Of Birth: _____ Age (as of 12/31 of this year): _____

School Attending: _____ Grade: _____

Number of Years Showing Swine in Bay County: _____

Why did you enroll in the Market Swine Project this year?

This is how I obtained my Market Swine.

This is what I do to keep my animal healthy:

What is your favorite part of the Market Swine Project:

My Market Swine Project Animal (s)



Swine Ear Notch/Identification Number: 1. _____
2. _____
3. _____

Breed: 1. _____
2. _____
3. _____

Purchased or Raised? 1. _____
2. _____
3. _____

If you purchased your swine, what was your purchase price? 1. _____
2. _____
3. _____

Sex: 1. _____
2. _____
3. _____

(A) Beginning Weight: 1. _____ (B) Final Weight: 1. _____
2. _____ 2. _____
3. _____ 3. _____


Total Amount of Gain (B-A): _____


What method of weight measurement did you use? Circle one.

Weight Tape Scales Other _____

My 4-H Swine Project Photographs

Be Creative. The more photographs, the better! A completed record book should at least have a beginning photograph and a finished picture. You are encouraged to be in the photo with your project animals and include more photographs. You should also include captions on your pictures that at least include the date of the photograph. You may use additional pages.





My 4-H Swine Project Feed Record and Expenses

In this section, you will explore how you feed your project animal. If you are using a commercial complete feed or a prepared feed mixed at the feed mill, attach the ingredients slip to this record book. Ask your feed mill operator to supply you with an ingredients list if the feed bag does not have one.

Describe what you feed your swine project:


Grain: _____

Concentrate: _____

Minerals: _____

Other: _____

Please attach a feed tag or ration below.



My 4-H Swine Project Feed Record and Expenses, **Continued**

Record of Feed Expenses

April

- (A) Cost of feed per unit _____
- (B) Units used per month _____
- (C) Number of Swine _____
- (D) $A \times B = \text{Cost Per Month}$ _____
- (E) $D / C = \text{Cost Per Swine}$ _____

May

- (A) Cost of feed per unit _____
- (B) Units used per month _____
- (C) Number of Swine _____
- (D) $A \times B = \text{Cost Per Month}$ _____
- (E) $D / C = \text{Cost Per Swine}$ _____

June

- (A) Cost of feed per unit _____
- (B) Units used per month _____
- (C) Number of Swine _____
- (D) $A \times B = \text{Cost Per Month}$ _____
- (E) $D / C = \text{Cost Per Swine}$ _____

July

- (A) Cost of feed per unit _____
- (B) Units used per month _____
- (C) Number of Swine _____
- (D) $A \times B = \text{Cost Per Month}$ _____
- (E) $D / C = \text{Cost Per Swine}$ _____

Total Project Feed Cost Per swine (May E + June E + July E) _____

Other Costs:

| Date | Item | Cost of Item |
|-------|-------|--------------|
| _____ | _____ | _____ |
| _____ | _____ | _____ |
| _____ | _____ | _____ |
| _____ | _____ | _____ |
| _____ | _____ | _____ |
| _____ | _____ | _____ |
| _____ | _____ | _____ |
| _____ | _____ | _____ |
| _____ | _____ | _____ |


My 4-H Swine Project Experiences

This is what I learned in my Swine Project this year: _____

This is what I enjoyed most about this project: _____

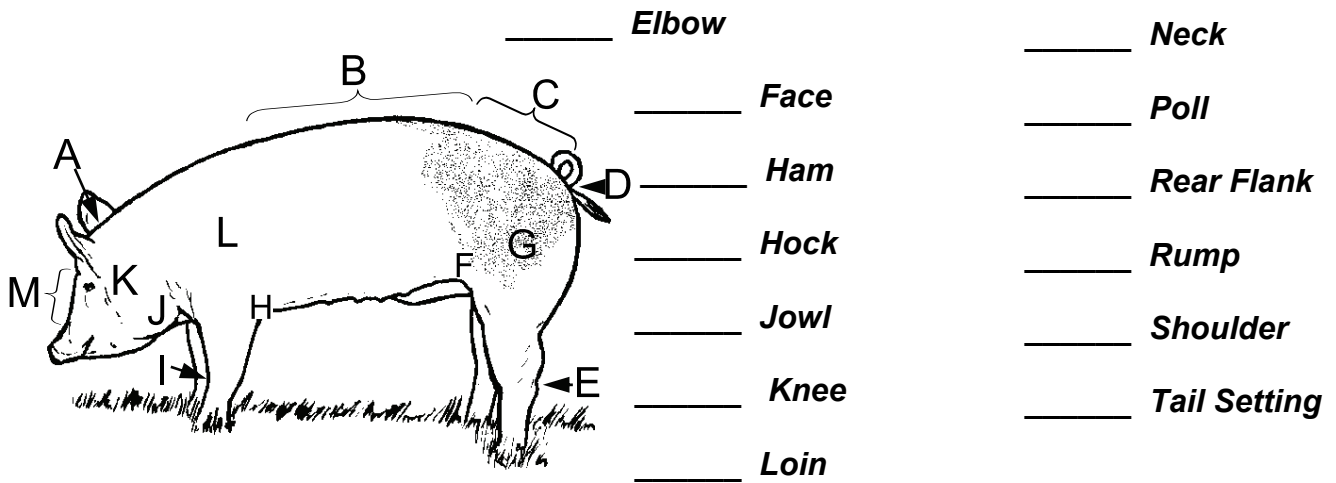
My biggest challenge was: _____

Next year in the Swine Project, I plan to: _____



My 4-H Swine Matching Game


Match the Parts of a Hog:



Match the Wholesale (letters) and Retail Cuts (shapes) of Pork:

Wholesale Cuts Of Pork
 (Match Letters A – E)

- _____ Boston Shoulder
- _____ Ham
- _____ Loin
- _____ Picnic Shoulder
- _____ Side or Belly



Retail Cuts of Pork - Match cuts of pork by drawing a line from the cuts of pork listed below to shape below that matches with the cut of pork from the diagram above.

- Sliced Bacon**
- Smoked Picnic**
- Smoked Ham**
- Tenderloin**
- Blade Steak**



Swine Record Extra Credit Ideas:

An outstanding 4-H project is one that goes above and beyond what is expected. This section will help you identify projects that you can do to include in your record book. Be creative! Your own ideas are also encouraged.

Additional Pictures of 4-H'er and Project Animal:

(taken at different times than other photographs.) Other photo ideas would be the 4-H'er working with other youth in a leadership capacity.

Decorate your book:

Include drawings and items that add to your book's appearance.

Write an Essay:

Write a page or two on a topic relating to swine. Topic could include swine nutrition, pseudorabies, parasites, or even a personal story about you and your swine.

Additional Projects:

Complete projects from the 4-H Curriculum available at the MSU Extension Office.

Farm Diagram:

Design a swine farm on paper.


Interview a Retired Swine Farmer:

Ask them what challenges they faced. Find some differences and similarities in the way that you have raised your project animal. What was their best memory of farming?


Find Information from Swine Breed Associations:

Contact one or more of the Swine Breed Associations and ask for information regarding their breed of cattle. Investigate how their breed compares to other breeds.

Do you have a good project to add to this list, let us know. Contact the Montcalm MSU Extension Office.



Bay County MSU Extension
515 Center Ave
Suite 301
Bay City, Michigan 48708
(989) 895-4026



9-11 4-H Swine Record Book Score Sheet

4-H Member: _____

4-H Club: _____

| Page | | Possible Points | Your Points |
|-------------|---|------------------------|--------------------|
| 1-3 | COVER SHEET | 10 | |
| | All information is neat and complete. | | |
| 4 | WHY KEEP RECORDS | 5 | |
| | Leader signed book. | | |
| 5 | MEMBER ACHIEVEMENT SUMMARY | 15 | |
| | All information is neat and complete. All questions are answered. | | |
| 6 | 4-H SWINE PROJECT ANIMALS | 15 | |
| | Information complete on sale animals. All weights/prices recorded. | | |
| 7 | 4-H SWINE PROJECT PHOTOGRAPHS | 10 | |
| | Includes beginning and final photograph of project animal. | | |
| 8-9 | PROJECT FEED RECORD AND EXPENSES | 15 | |
| | Questions answered, tables filled out. | | |
| 10 | 4-H SWINE PROJECT EXPERIENCES | 15 | |
| | Questions answered. | | |
| 11 | 4-H MATCHING GAME | 15 | |
| | Diagrams completed. | | |
| 12 | EXTRA CREDIT - Projects not required - Points are based on the Judges Discretion | | |
| | TOTAL Points A: 80 - 100, B: 60 - 79, C: 10 - 59 | | |