







Ranger Station 


Boat Launch 


Outhouse 


Parking 

Bathhouse 

Gazebo 

Pavillion 

Kayak 

50 Amp Service 

Cement Pads are indicated in **Orange**

S1-S42 are Electric and Water

S43-62 are Electric Only

